

iS30-Z2

The multi-talent among the weighing terminals - the iS30 weighing terminal impresses in terms of its large fully graphic display and its compact design. With its comprehensive range of interfaces and software programs this terminal impresses in all application areas.



More information
High performance
with a wide range of
solutions and options.








Specifications	Facts	Details
Housing	Front: Plastic Housing: Stainless steel Wall / table mounting VESA 100 mounting option	Polyamide glass fiber reinforced 1.4301
Dimensions (mm):	w/o table-top/wall mounting with table-top/wall mounting	300 x 230 x 99 mm (W x H x D) 345 x 267 x 150 mm (W x H x D)
Auxiliary power	Mains supply 100 - 240 V 24 V AC / DC 24 V DC, rechargeable battery	50 / 60 Hz
IP rating	IP65 IP69	according to DIN 40050 (EN 60529)
Ambient temperature	-10 °C to +40 °C -20 °C to +60 °C	Operation metrologically approved Storage / transport:
Display	Full graphic TFT display with white LED backlighting	Size 5.7" Resolution 320 x 240 pixels Display field 115 x 86 mm
Membrane keyboard with a total of 39 keys	Six keys for basic weighing functions Four function keys with two arrow keys Four application keys Numeric keypad for alphanumeric input Navigation keys Stand-by key Switch key for scale	Info, zero setting, tare, delete tare, recording and manual tare Functions can be freely assigned Input of process data With keys C, decimal point, shift key and Enter With OK key, ESC and quick access key Switch terminal on/off Switching between scale 1 and 2
Standard interfaces	ETHERNET 4E / 4A	10 / 100 Mbit static inputs and outputs
Scale interface	Weighing module 1	Analog scale Digital scale PESA scale
Application programs	Basic software weighing	More software programs optionally available
EC type approval	D08-09-028, 4st revision	PTB-1.12-4067644

Options	Facts	Details
Interfaces	RS232 RS232, 500mA RS422 Field bus	galvanically isolated galvanically isolated Profibus DP Slave, 12 MBit

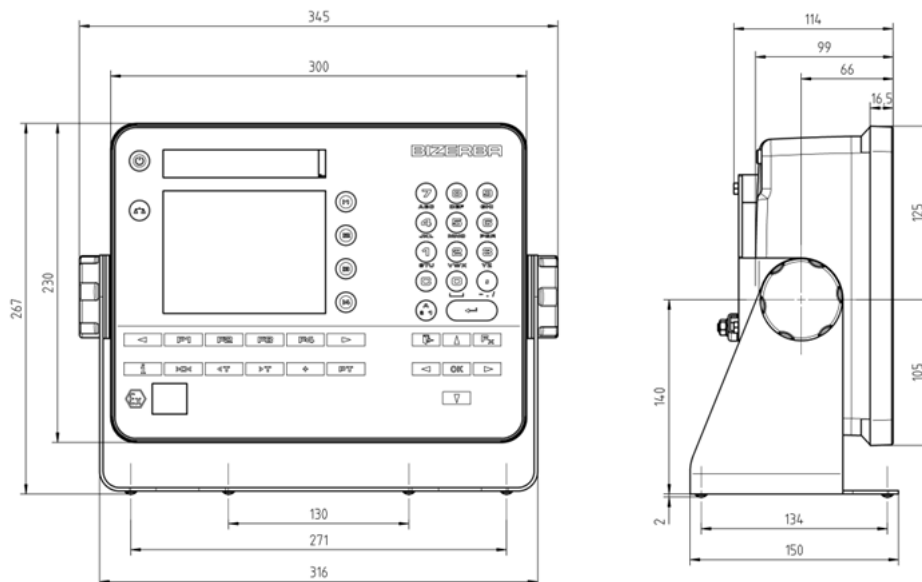
	Analog output	Profinet IO Current and voltage output 16 bit 0/4-20 mA or 0-10 V
	8 inputs / 8 outputs - expansion	total of 12 inputs / 12 outputs per weighing module
	I/O power supply	Internal, 12 V, 500 mA, galvanically isolated
Second scale interface	Weighing module 2	Analog digital converter for strain gauge load cells Pesa interface Precision scale connector RS232 MP8-4 (200 ms)
ES for verified application	Metrologically approved data storage Basic	Including SD card
Application programs, program licenses	Counting	SW program counting
	Tolerance check	SW program tolerance check
	Statistics	SW program statistics
	Dosing	SW program single-component dosing / filling
	Dynamic calibration	Only in connection with Bizerba conveyor technology
	In-motion weighing	Only in connection with Bizerba conveyor technology
	Recording database	For EDP
	Data input devices	Connection volume measuring device, scanner
	Data output devices	Connection of printer, remote display
	Field bus	Profibus DP, Profinet IO
Rechargeable battery	Battery box 24 V	24 V DC, capacity 10 Ah Stainless steel housing with handle IP65 rating Connection via flange connector Operating time approx. 12-35 hours, depending on configuration level
Charger	Charger for 24 V battery box	Mains supply 220/240 V, 50 Hz 24 V with European standard size plug IP20 rating
Battery holder	Version, stainless steel	
Measuring cable	3 m, 6 m, 10 m or running meter up to 50 m	Optionally available as pluggable measuring cable
Data and control cables	Various data and control cables	3 m, 6 m, 10 m or running meter
Control panel installation	Built-in version for installation in control panel	W = 330 mm, H = 287 mm, D = 123 mm
	Stainless steel 1.4301 IP65 rating	
Control panel installation "retrofitting"	Compatible with control panel mounting ST terminal	W = 367 mm, H = 287 mm, D = 128 mm
	Stainless steel 1.4301 IP65 rating	
Ex version	iS30-Z2	For use in Ex zone 2/22
Stand	Stainless steel column	Stainless steel 1.4301

Info graphics

Symbols

						
IP65 protection	IP69 protection	Strain gauge load cell connection	Precision scale connection	Connection string technology	Ex area zone 2/22	Stainless steel housing

Dimensional drawings

**Bizerba SE & Co. KG**

Wilhelm-Kraut-Straße 65

72336 Balingen

T +49 7433 12-0

fax: +49 7433 12-2696

marketing@bizerba.com

www.bizerba.com